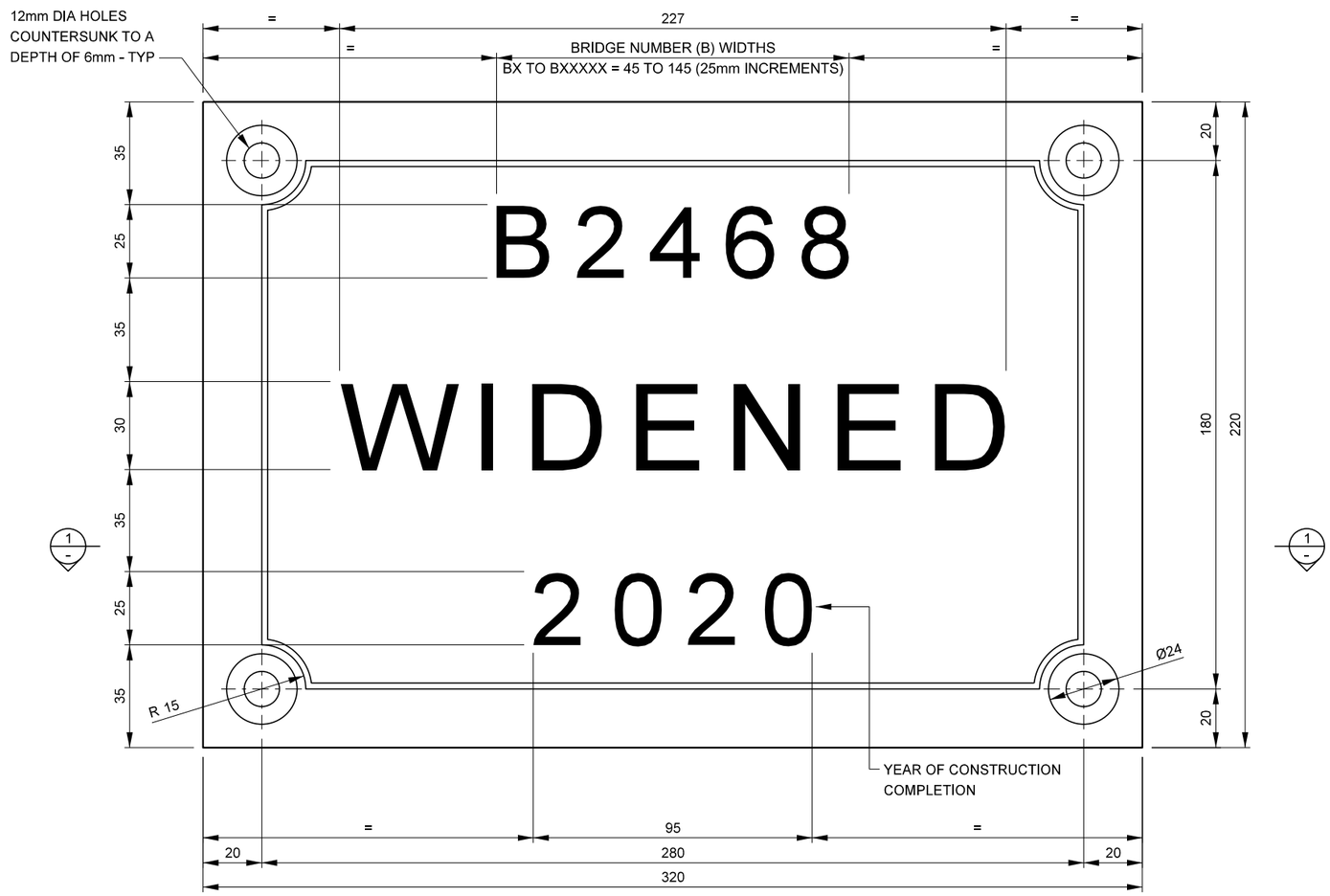


PLAN

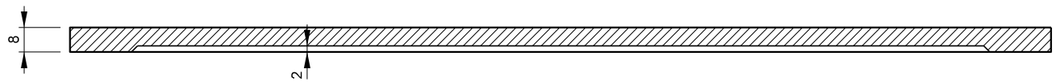


SECTION 1 / -

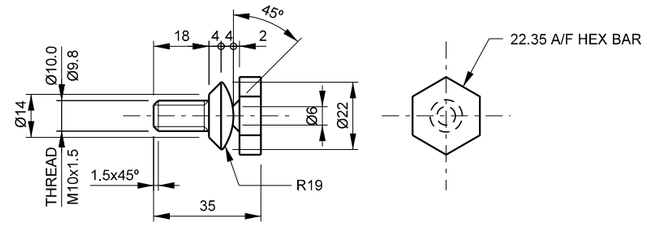


SCREW FOR FIXING TO ATTACHMENT PLATE

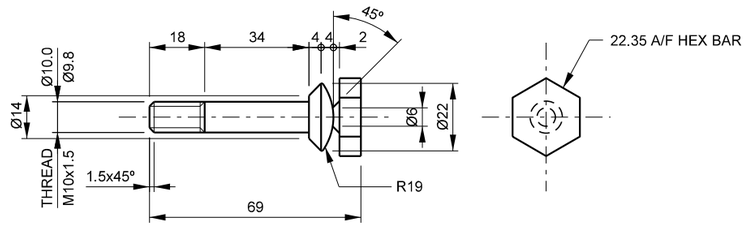


BOLT FOR FIXING TO EXPANDING MASONRY ANCHOR

## GENERAL NOTES

SCALE 0 10 20 30 40 50mm (10 5)

DIMENSIONS ARE IN MILLIMETRES.
PLATES AND SCREWS SHALL BE MADE OF BRASS.
COPPER AND COPPER ALLOYS - INGOTS AND CASTINGS SHALL CONFORM TO AS 1565, COPPER ALLOY C92610A OR C92710 SHALL BE USED.
FIXING SCREWS SHALL CONFORM TO THE REQUIREMENTS OF AS 1111.2 WITH REGARD TO SHANK AND THREAD DIMENSIONS.
PLATES SHALL BE LINISHED BY SUPPLIER ON RAISED PORTION OF FACE AND ON EDGES.
NAME PLATES SHALL BE LOCATED AS SHOWN ON STANDARD DRAWING Nos B0706, B0707 AND B0708.
THE FIXING SCREW DETAILED MAY BE USED IN CONJUNCTION WITH CAST-IN CONCRETE INSERTS WHEN FIXING TO NEW CONCRETE SURFACES OR ALTERNATIVELY WHEN NAME PLATES ARE FIXED TO ATTACHMENT PLATES WHEN INSTALLED ON PEDESTRIAN RAILINGS.
ALL LETTERING AND NUMERALS SHALL BE IN BOLD ARIAL TYPE FONT WITH THE HEIGHTS AND WIDTHS AS SHOWN.

| | | | |
|---|---|---|---|
| APPROVED FOR USE<br>C. Christodoulou<br>DIRECTOR BRIDGES AND STRUCTURES<br>18.12.2019<br>DATE | NSW GOVERNMENT Transport for NSW<br>SEND FEEDBACK ON THIS STANDARD DRAWING TO:<br>standardbridgedrawings@transport.nsw.gov.au<br>EDMS No DS2017/000911 A1 | STANDARD BRIDGE DRAWING<br>NAME PLATE<br>WIDENED BRIDGE<br>ADDITIONAL PLATE | STATUS ISSUED<br>ISSUE DATE DEC 2019<br>REVISION ISSUE 3<br>STANDARD BRIDGE DRG No B0703 |

© COPYRIGHT TRANSPORT FOR NSW 2020